




MERCER BUSINESS PARK

	ADDRESS	TOTAL SF	OFFICE AREA	AVAIL-ABLE	DOCK DOORS	CLEAR HEIGHT	BUILDING DEPTH	BAY SIZE	RAIL SERVED	SPRINKLER	RENTAL RATES	COMMENTS	CONTACT
	Mercer 4 635 and I-35E Morgan Pkwy Farmers Branch, TX 75234	37,877	TBD	AVAILABLE NOW	12	32'	230'	55' x 56'	NO	ESFR	\$4.90 NNN \$1.30 EXP	Excellent visibility from 635 Ample Parking	George Billingsley 214.270.1001 office 214.695.9708 mobile gbillingsley@billingsleyco.com


TURNPIKE DISTRIBUTION CENTER

	ADDRESS	TOTAL SF	OFFICE AREA	AVAIL-ABLE	DOCK DOORS	CLEAR HEIGHT	BUILDING DEPTH	BAY SIZE	RAIL SERVED	SPRINKLER	RENTAL RATES	COMMENTS	CONTACT
	2140 French Settlement Dallas, TX 75212	39,696	2,376	12/1/17	5 1 drive-in ramp	24'	225'	25' X 45'	YES	Class 4	\$3.90 NNN \$1.57 EXP	Great access to major thoroughfares	Carter T. Crow 214.294.4405 office 972.567.9920 mobile carter.crow@youngerpartners.com


METROPOLITAN DISTRIBUTION CENTER

	ADDRESS	TOTAL SF	OFFICE AREA	AVAIL-ABLE	DOCK DOORS	CLEAR HEIGHT	BUILDING DEPTH	BAY SIZE	RAIL SERVED	SPRINKLER	RENTAL RATES	COMMENTS	CONTACT
	4548 McEwen Rd Farmers Branch, TX 75244	44,953	6,359	AVAILABLE NOW	4 2 ramps	22'	190'	20' X 38'	NO	Fully Sprinklered	\$4.05 NNN \$1.52 EXP	Great access to Dallas N Tollway 4' x 4' Skylights	George Billingsley 214.270.1001 office 214.695.9708 mobile gbillingsley@billingsleyco.com

AUSTIN RANCH DISTRIBUTION CENTER

	ADDRESS	TOTAL SF	OFFICE AREA	AVAIL-ABLE	DOCK DOORS	CLEAR HEIGHT	BUILDING DEPTH	BAY SIZE	RAIL SERVED	SPRINKLER	RENTAL RATES	COMMENTS	CONTACT
	500 Tittle Drive The Colony, TX 75056	80,478	3,605	7/1/2018	14 1 ramp 13 leveler	33'	329'	40' X 40'	NO	Fully Sprinklered	\$4.50 NNN \$1.52 EXP	Great access to SH-121 and Dallas N Tollway 4' x 4' Skylights	George Billingsley 214.270.1001 office 214.695.9708 mobile gbillingsley@billingsleyco.com

LUNA DISTRIBUTION CENTER

	ADDRESS	TOTAL SF	OFFICE AREA	AVAIL-ABLE	DOCK DOORS	CLEAR HEIGHT	BUILDING DEPTH	BAY SIZE	RAIL SERVED	SPRINKLER	RENTAL RATES	COMMENTS	CONTACT
	2100 Luna Road Carrollton, TX 75056	124,950	14,068	3/1/2018	19 2 ramps 1 leveler	30'	329'	40' X 40'	NO	ESFR Sprinklered	\$4.40 NNN \$1.74 EXP	Great visibility from SH-190 & Luna Rd frontage As-Is Condition	George Billingsley 214.270.1001 office 214.695.9708 mobile gbillingsley@billingsleyco.com