





| METROPOLITAN DISTRIBUTION CENTER | | | | | | | | | | | | | |
|--|---|-----------------|--------------------|-------------------|----------------------------|----------------------|-----------------------|-----------------|--------------------|-------------------|---|--|--|
| | ADDRESS | TOTAL SF | OFFICE AREA | AVAIL-ABLE | DOCK DOORS | CLEAR HEIGHT | BUILDING DEPTH | BAY SIZE | RAIL SERVED | SPRINKLER | RENTAL RATES | COMMENTS | CONTACT |
|  | 4548 McEwen Rd Farmers Branch, TX 75244 | 44,953 | 6,359 | AVAILABLE NOW | 4 2 ramps | 22' | 190' | 20' X 38' | NO | Fully Sprinklered | \$4.25 NNN \$1.56 EXP | Great access to Dallas N Tollway 4' x 4' Skylights | George Billingsley 214.270.1001 office 214.695.9708 mobile gbillingsley@billingsleyco.com |
| AUSTIN RANCH DISTRIBUTION CENTER | | | | | | | | | | | | | |
| | ADDRESS | TOTAL SF | OFFICE AREA | AVAIL-ABLE | DOCK DOORS | CLEAR HEIGHT | BUILDING DEPTH | BAY SIZE | RAIL SERVED | SPRINKLER | RENTAL RATES | COMMENTS | CONTACT |
|  | 500 Tittle Drive The Colony, TX 75056 | 80,478 | 3,605 | 7/1/2018 | 14 1 ramp 13 leveler | 33' | 329' | 40' X 40' | NO | Fully Sprinklered | \$4.50 NNN \$1.49 EXP | Great access to SH-121 and Dallas N Tollway 4' x 4' Skylights | George Billingsley 214.270.1001 office 214.695.9708 mobile gbillingsley@billingsleyco.com |
| BROOKHOLLOW DISTRIBUTION CENTER | | | | | | | | | | | | | |
| | ADDRESS | TOTAL SF | OFFICE AREA | AVAIL-ABLE | DOCK DOORS | CLEAR HEIGHT | BUILDING DEPTH | BAY SIZE | RAIL SERVED | SPRINKLER | RENTAL RATES | COMMENTS | CONTACT |
|  | 3229 Halifax Dallas, TX 75247 | 23,968 | 2,080 | 6/1/2018 | 4 | 17'9" Deck Height | 100' | | NO | NO | \$3.95 NNN \$1.16 EXP As-Is | Easy access to Highway 183 I-35 and Mockingbird Lane | George Billingsley 214.270.1001 office 214.695.9708 mobile gbillingsley@billingsleyco.com |
| LUNA DISTRIBUTION CENTER | | | | | | | | | | | | | |
| | ADDRESS | TOTAL SF | OFFICE AREA | AVAIL-ABLE | DOCK DOORS | CLEAR HEIGHT | BUILDING DEPTH | BAY SIZE | RAIL SERVED | SPRINKLER | RENTAL RATES | COMMENTS | CONTACT |
|  | 2244 Luna Road Carrollton, TX 75006 | 58,300 | 10,614 | 12/15/18 | 8 | 32' Deck Height | 200' | 40'x40' | NO | Fully Sprinklered | \$4.95 NNN \$1.82 EXP As-Is | Easy access to Luna Road and Hwy 635 | George Billingsley 214.270.1001 office 214.695.9708 mobile gbillingsley@billingsleyco.com |