





METROPOLITAN DISTRIBUTION CENTER													
	ADDRESS	TOTAL SF	OFFICE AREA	AVAIL-ABLE	DOCK DOORS	CLEAR HEIGHT	BUILDING DEPTH	BAY SIZE	RAIL SERVED	SPRINKLER	RENTAL RATES	COMMENTS	CONTACT
	4548 McEwen Rd Farmers Branch, TX 75244	44,953	6,359	AVAILABLE NOW	4 2 ramps	22'	190'	20' X 38'	NO	Fully Sprinklered	\$4.50 NNN \$1.56 EXP	Great access to Dallas N Tollway 4' x 4' Skylights	George Billingsley 214.270.1001 office 214.695.9708 mobile gbillingsley@billingsleyco.com
AUSTIN RANCH DISTRIBUTION CENTER													
	ADDRESS	TOTAL SF	OFFICE AREA	AVAIL-ABLE	DOCK DOORS	CLEAR HEIGHT	BUILDING DEPTH	BAY SIZE	RAIL SERVED	SPRINKLER	RENTAL RATES	COMMENTS	CONTACT
	500 Tittle Drive The Colony, TX 75056	80,478	3,605	7/1/2018	14 1 ramp 13 leveler	33'	329'	40' X 40'	NO	Fully Sprinklered	\$4.75 NNN \$1.49 EXP	Great access to SH-121 and Dallas N Tollway 4' x 4' Skylights	George Billingsley 214.270.1001 office 214.695.9708 mobile gbillingsley@billingsleyco.com
BROOKHOLLOW DISTRIBUTION CENTER													
	ADDRESS	TOTAL SF	OFFICE AREA	AVAIL-ABLE	DOCK DOORS	CLEAR HEIGHT	BUILDING DEPTH	BAY SIZE	RAIL SERVED	SPRINKLER	RENTAL RATES	COMMENTS	CONTACT
	3229 Halifax Dallas, TX 75247	23,968	2,080	6/1/2018	4	17'9" Deck Height	100'		NO	NO	\$4.55 NNN \$1.16 EXP As-Is	Easy access to Highway 183 I-35 and Mockingbird Lane	George Billingsley 214.270.1001 office 214.695.9708 mobile gbillingsley@billingsleyco.com
LUNA DISTRIBUTION CENTER													
	ADDRESS	TOTAL SF	OFFICE AREA	AVAIL-ABLE	DOCK DOORS	CLEAR HEIGHT	BUILDING DEPTH	BAY SIZE	RAIL SERVED	SPRINKLER	RENTAL RATES	COMMENTS	CONTACT
	2060 Luna Road Carrollton, TX 75006	90,799	5,755	1/15/19	14 5 leveler	32' Deck Height	200'	40'x40'	NO	Fully Sprinklered	\$4.90 NNN \$1.88 EXP As-Is	Easy access to Luna Road and Hwy 635 4'x8' Skylights	George Billingsley 214.270.1001 office 214.695.9708 mobile gbillingsley@billingsleyco.com