










MERCER BUSINESS PARK													
CLICK PHOTO FOR MORE INFO	ADDRESS	TOTAL SF	OFFICE AREA	AVAIL-ABLE	DOCK DOORS	CLEAR HEIGHT	BUILDING DEPTH	BAY SIZE	RAIL SERVED	SPRINKLER	RENTAL RATES	COMMENTS	CONTACT
	Mercer 5 635 & I 35E Morgan Pkwy Farmers Branch, TX 75234	175,000	TBD	JUNE 2020	64	30'	200'	20' X 38'	NO	ESFR Sprinklered	\$6.50 NNN \$2.31 EXP	Great access to I-35 and IH-635 Back Loading Bldg 4' x 8' Skylights	George Billingsley 214.270.1001 office 214.695.9708 mobile gbillingsley@billingsleyco.com
METROPOLITAN DISTRIBUTION CENTER													
CLICK PHOTO FOR MORE INFO	ADDRESS	TOTAL SF	OFFICE AREA	AVAIL-ABLE	DOCK DOORS	CLEAR HEIGHT	BUILDING DEPTH	BAY SIZE	RAIL SERVED	SPRINKLER	RENTAL RATES	COMMENTS	CONTACT
	4548 McEwen Rd Farmers Branch, TX 75244	44,953	6,359	AVAILABLE NOW	4 2 ramps	22'	276'	20' X 38'	NO	Fully Sprinklered	\$4.90 NNN \$1.70 EXP	Great access to Dallas N Tollway 4' x 4' Skylights	George Billingsley 214.270.1001 office 214.695.9708 mobile gbillingsley@billingsleyco.com
CLICK PHOTO FOR MORE INFO	ADDRESS	TOTAL SF	OFFICE AREA	AVAIL-ABLE	DOCK DOORS	CLEAR HEIGHT	BUILDING DEPTH	BAY SIZE	RAIL SERVED	SPRINKLER	RENTAL RATES	COMMENTS	CONTACT
	4730 Simonton Rd Farmers Branch, TX 75244	44,304	3,671	AVAILABLE 10/15/2019	5 2 levelers	24'	190'	26' X 39'	NO	Fully Sprinklered	\$4.95 NNN \$1.26 EXP	Great access to 635 & Dallas Tollway Large Truck Court 4' x 4' Skylights	George Billingsley 214.270.1001 office 214.695.9708 mobile gbillingsley@billingsleyco.com
BROOKHOLLOW DISTRIBUTION CENTER													
CLICK PHOTO FOR MORE INFO	ADDRESS	TOTAL SF	OFFICE AREA	AVAIL-ABLE	DOCK DOORS	CLEAR HEIGHT	BUILDING DEPTH	BAY SIZE	RAIL SERVED	SPRINKLER	RENTAL RATES	COMMENTS	CONTACT
	3229 Halifax Dallas, TX 75247	23,968	2,080	AVAILABLE NOW	2	17'9" Deck Height	100'		NO	NO	FOR SALE \$110/SF	Easy access to Highway 183 I-35 and Mockingbird Lane	George Billingsley 214.270.1001 office 214.695.9708 mobile gbillingsley@billingsleyco.com

LUNA DISTRIBUTION CENTER

CLICK PHOTO FOR MORE INFO	ADDRESS	TOTAL SF	OFFICE AREA	AVAIL-ABLE	DOCK DOORS	CLEAR HEIGHT	BUILDING DEPTH	BAY SIZE	RAIL SERVED	SPRINKLER	RENTAL RATES	COMMENTS	CONTACT
	2200 Luna Road Suite 160 Carrollton, TX 75006	41,180	8,610	AVAILABLE 5/1/2019	7 1 ramp 1 truck well	30'	220'	40'x50'	NO	ESFR Sprinklered	\$5.25 NNN \$1.75	Professionally Landscaped Easy access to IH-635, I-35 & George Bush Toll	George Billingsley 214.270.1001 office 214.695.9708 mobile gbillingsley@billingsleyco.com
	2244 Luna Road Suite 160 Carrollton, TX 75006	68,161	14,425	AVAILABLE 1/15/2020	14 4 with levelers	32'	200'	40'x40'	NO	Fully Sprinklered	\$5.45 NNN \$1.88	Professionally Landscaped Easy access to IH-635, I-35 & George Bush Toll	George Billingsley 214.270.1001 office 214.695.9708 mobile gbillingsley@billingsleyco.com

TURNPIKE DISTRIBUTION CENTER

CLICK PHOTO FOR MORE INFO	ADDRESS	TOTAL SF	OFFICE AREA	AVAIL-ABLE	DOCK DOORS	CLEAR HEIGHT	BUILDING DEPTH	BAY SIZE	RAIL SERVED	SPRINKLER	RENTAL RATES	COMMENTS	CONTACT
	2140-2150 French Settlement Dallas, TX 75212	252,883	9,048	AVAILABLE 3/1/2019	30 2 ramps	24'	225'	25'x45'	YES	Fully Sprinklered	\$4.05 NNN \$1.58	Heavy Power, Located in Secured Park	Carter T. Crow 214.294.4405 office 972.567.9920 mobile carter.crow@youngerpartners.com
	2150 French Settlement Dallas, TX 75212	213,187	6,672	AVAILABLE 3/1/2019	24 1 ramp	24'	225'	25'x45'	YES	Fully Sprinklered	\$4.05 NNN \$1.58	Heavy Power, Located in Secured Park	Carter T. Crow 214.294.4405 office 972.567.9920 mobile carter.crow@youngerpartners.com
	2140 French Settlement Dallas, TX 75212	39,696	2,376	AVAILABLE 3/1/2019	6 1 ramp	24'	225'	25'x45'	YES	Fully Sprinklered	\$4.20 NNN \$1.58	Heavy Power, Located in Secured Park	Carter T. Crow 214.294.4405 office 972.567.9920 mobile carter.crow@youngerpartners.com