











MERCER BUSINESS PARK													
CLICK PHOTO FOR MORE INFO	ADDRESS	TOTAL SF	OFFICE AREA	AVAIL-ABLE	DOCK DOORS	CLEAR HEIGHT	BUILDING DEPTH	BAY SIZE	RAIL SERVED	SPRINKLER	RENTAL RATES	COMMENTS	CONTACT
	Mercer 6 635 & I 35E Morgan Pkwy Farmers Branch, TX 75234	71,100	TBD	AUGUST 2020	27	30'	210'	20' X 38'	NO	ESFR Sprinklered	\$7.00 NNN \$2.31 EXP \$10 - TI	Great access to I-35 and IH-635 Back Loading Bldg 4' x 8' Skylights	George Billingsley 214.270.1001 office 214.695.9708 mobile gbillingsley@billingsleyco.com
	Mercer 5 635 & I 35E Morgan Pkwy Farmers Branch, TX 75234	175,000	TBD	AUGUST 2020	64	30'	200'	20' X 38'	NO	ESFR Sprinklered	\$6.50 NNN \$2.31 EXP \$10 - TI	Great access to I-35 and IH-635 Back Loading Bldg 4' x 8' Skylights	George Billingsley 214.270.1001 office 214.695.9708 mobile gbillingsley@billingsleyco.com
METROPOLITAN DISTRIBUTION CENTER													
CLICK PHOTO FOR MORE INFO	ADDRESS	TOTAL SF	OFFICE AREA	AVAIL-ABLE	DOCK DOORS	CLEAR HEIGHT	BUILDING DEPTH	BAY SIZE	RAIL SERVED	SPRINKLER	RENTAL RATES	COMMENTS	CONTACT
	4215 McEwen Rd Farmers Branch, TX 75244	71,674	18,416	AVAILABLE 7/1/2020	13	26'	238'	20' X 38'	NO	Fully Sprinklered	\$5.25 NNN \$1.32 EXP	Great access to Dallas N Tollway 4' x 4' Skylights	George Billingsley 214.270.1001 office 214.695.9708 mobile gbillingsley@billingsleyco.com
	4542 McEwen Rd Farmers Branch, TX 75244	25,087	2,060	AVAILABLE 4/1/2020	3 2 levelers	22'	190'	26' X 38'	NO	Fully Sprinklered	\$5.25 NNN \$1.72 EXP	Great access to 635 & Dallas Tollway 4' x 4' Skylights	George Billingsley 214.270.1001 office 214.695.9708 mobile gbillingsley@billingsleyco.com
	4730 Simonton Rd Farmers Branch, TX 75244	44,304	3,671	AVAILABLE NOW	5 2 levelers	24'	190'	26' X 39'	NO	Fully Sprinklered	\$5.00 NNN \$1.26 EXP	Great access to 635 & Dallas Tollway Large Truck Court 4' x 4' Skylights	George Billingsley 214.270.1001 office 214.695.9708 mobile gbillingsley@billingsleyco.com

LUNA DISTRIBUTION CENTER

CLICK PHOTO FOR MORE INFO	ADDRESS	TOTAL SF	OFFICE AREA	AVAIL-ABLE	DOCK DOORS	CLEAR HEIGHT	BUILDING DEPTH	BAY SIZE	RAIL SERVED	SPRINKLER	RENTAL RATES	COMMENTS	CONTACT
	2244 Luna Road Suite 140 Carrollton, TX 75006	68,161	14,425	AVAILABLE 1/15/2020	14 4 with levelers	32'	200'	40'x40'	NO	Fully Sprinklered	\$5.45 NNN \$1.88	Professionally Landsaped Easy access to IH-635, I-35 & George Bush Toll	George Billingsley 214.270.1001 office 214.695.9708 mobile gbillingsley@billingsleyco.com

TURNPIKE DISTRIBUTION CENTER

CLICK PHOTO FOR MORE INFO	ADDRESS	TOTAL SF	OFFICE AREA	AVAIL-ABLE	DOCK DOORS	CLEAR HEIGHT	BUILDING DEPTH	BAY SIZE	RAIL SERVED	SPRINKLER	RENTAL RATES	COMMENTS	CONTACT
	2140-2150 French Settlement Dallas, TX 75212	252,883	9,048	AVAILABLE 8/1/2020	30 2 ramps	24'	225'	25'x45'	YES	Fully Sprinklered	\$4.05 NNN \$1.58	Heavy Power, Located in Secured Park	Carter T. Crow 214.294.4405 office 972.567.9920 mobile carter.crow@youngerpartners.com
	2150 French Settlement Dallas, TX 75212	213,187	6,672	AVAILABLE 8/1/2020	24 1 ramp	24'	225'	25'x45'	YES	Fully Sprinklered	\$4.05 NNN \$1.58	Heavy Power, Located in Secured Park	Carter T. Crow 214.294.4405 office 972.567.9920 mobile carter.crow@youngerpartners.com
	2140 French Settlement Dallas, TX 75212	39,696	2,376	AVAILABLE 8/1/2020	6 1 ramp	24'	225'	25'x45'	YES	Fully Sprinklered	\$4.20 NNN \$1.58	Heavy Power, Located in Secured Park	Carter T. Crow 214.294.4405 office 972.567.9920 mobile carter.crow@youngerpartners.com
	2170 French Settlement Dallas, TX 75212	91,125		AVAILABLE NOW	16 2 ramps 8 levelers	24'	225'	25'x45'	YES	Fully Sprinklered	\$3.85 NNN \$1.61	Heavy Power, Located in Secured Park 4x8 Skylights	Carter T. Crow 214.294.4405 office 972.567.9920 mobile carter.crow@youngerpartners.com